




2024-2025

Annual Report

“To strengthen children, families, and communities through quality education, comprehensive health and family services, and by fostering community partnerships.”



Letter from the Director

As we reflect on the past year, I am proud to share the remarkable progress and achievements of our Head Start program. This year has been a testament to the power of dedication, collaboration, and the unwavering belief in the potential of every child and family we serve.

Program Success & Growth

We are thrilled to report that our program reached full enrollment, ensuring that every available seat was filled with a child eager to learn and grow. Our classrooms were vibrant with curiosity, creativity, and connection - hallmarks of a thriving early childhood environment.

Staff: The Heart of our Mission

Our success would not be possible without the incredible team of educators and support staff who serve as the backbone of our program. Their compassion, professionalism, and tireless commitment to our children and families created a nurturing and empowering space every single day. We are proud that we are almost fully staffed, showing a reflection of our strong organizational culture and the value we place on each team member.

Family Engagement & Empowerment

One of the most inspiring outcomes this year was the significant increase in family goals being met. Whether it was securing stable housing, pursuing educational opportunities, or enhancing parenting skills, our families demonstrated resilience and determination. Our staff worked hand-in-hand with caregivers to support these goals, reinforcing our belief that when families thrive, children flourish.

Looking Ahead

As we move forward, we remain committed to continuous improvement, equity, and excellence. We will continue to build strong partnerships, invest in our staff, and center the voices of families in all that we do.

Thank you for being a part of our journey. Together, we are building a foundation for lifelong success - one child, one family, one community at a time.



Warm regards,

Anne Peterson

Community Action Partnership of Mid-Nebraska Head Start Program Director

Head Start Preschool & Early Head Start

Head Start (0-5) operates under the mission of *strengthening children, families, and communities through quality education, comprehensive health and family services, and by fostering community partnerships.*

The primary goal of Head Start is to provide comprehensive Head Start programming to enrolled children and their families, and to provide additional funding for expansion and/or collaboration to assist the unserved and underserved populations in the Head Start service area. Head Start strives to fulfill its mission by providing children who are enrolled in our program with comprehensive child development services in the following domains:

- Language and Literacy
- Cognition and General Knowledge
- Approaches to Learning
- Physical Health and Social Wellbeing
- Motor Development
- Social and Emotional Development

Head Start programs deliver comprehensive high quality services designed to foster healthy development in low-income children. Head Start grantee and delegate agencies provide a range of individualized services in the areas of education and early childhood development; medical, dental, and mental health; nutrition; and family engagement. Head Start services are responsive and appropriate to each child and his/her family's development, ethnic, cultural, and linguistic heritage and experience.

With an emphasis to make children's learning meaningful, Head Start teaching staff complete Pyramid High Scope training. During the report period, 21 staff completed all five trainings, while six staff started in 2024-2025 and will finish the following year.

The 2024-2025 Annual Report includes program information, child outcome data, assessment results, budgets, and Head Start schedules.






Administrative Office | 308-865-5675
Head Start Central Office | 308-865-5690

Head Start Preschool 2024-2025 Program Year

For the 2024-2025 program year, Head Start Preschool had a total enrollment of **229** children; 39% returning children and 61% new enrollment. Majority of enrolled students are White (62%), with 26% identifying as Hispanic/Latino, 3% American Indian/Alaskan Native, 6% Biracial/Multiracial, and the remaining 3% Black/African American. Over 93% of enrolled children qualify for the program by meeting income eligibility, being homeless, living in a foster home, or by qualifying for public assistance, while 2% lived in homes with an income between 100% to 130% of the FPL. Only 5% of enrolled children live in households with income above 130% of FPL. Majority (94%) of students are living with their biological family, with just over half of that living in a two-parent home, and 41% living with a single mother. Nearly 80% of enrolled children speak English in the home while 18% speak Spanish.

Head Start provided a total of **47,261** meals this program year.

- **Breakfast - 21,729**
- **Morning Snacks - 3,012**
- **Lunch - 20,725**
- **Afternoon Snacks - 1,795**



Enrolled children on Public Assistance

32%



Enrolled children who are homeless

27%

Enrolled Foster Children

3%



Early Head Start 2024-2025 Program Year

For the program year 2024-2025, Early Head Start had a total enrollment of **60** children; 48% returning children and 52% new enrollment. Majority of enrolled students are White (55%), with 30% identifying as Hispanic/Latino, 2% American Indian/Alaskan Native, 11% Biracial/Multiracial, and the remaining 2% Black/African American. 100% of enrolled children qualify for the program by meeting income eligibility, being homeless, living in a foster home, or by qualifying for public assistance. Majority (92%) of students are living with their biological family, with just under half of that living in a two-parent home, and 47% living with a single mother. Just over 80% of enrolled children speak English in the home while 15% speak Spanish.

Early Head Start provided a total of **17,416** meals this program year.

- **Breakfast - 5,954**
- **Morning Snacks - 5,921**
- **Lunch - 5,541**



Enrolled children
on Public
Assistance

42%





Enrolled children
who are homeless

28%

Enrolled Foster
Children

10%





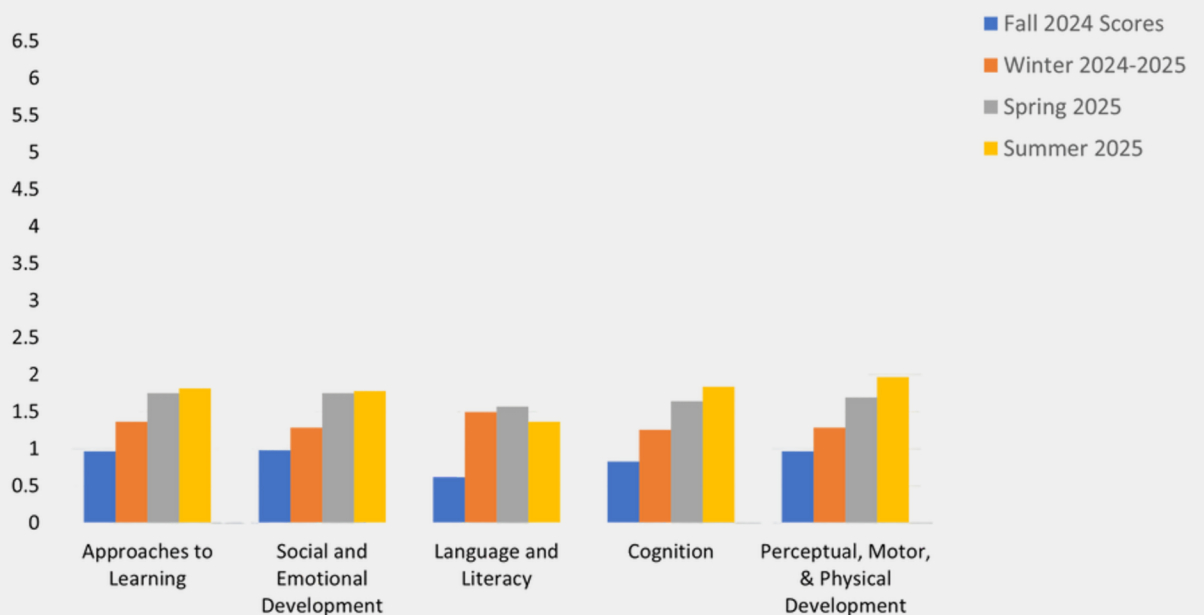
Child Outcomes

Head Start utilizes the Early Learning Outcomes Framework and quality research-based curriculums, assessment tools, and best practices, to ensure the best opportunities for positive outcomes.

	Central Domains				
	Approaches to Learning	Social and Emotional Development	Language and Literacy	Cognition	Perceptual, Motor, and Physical Development
Infant / Toddler Domains	Approaches to Learning	Social and Emotional Development	Language and Communication	Cognition	Perceptual, Motor, and Physical Development
Preschooler Domains	Approaches to Learning	Social and Emotional Development	Language and Communication	Mathematics Development	Perceptual, Motor, and Physical Development
			Literacy	Scientific Reasoning	

Outcomes - Infants & Toddlers

Early Head Start currently offers center-based services in Kearney and North Platte, serving 40 children aged 0-3 years.

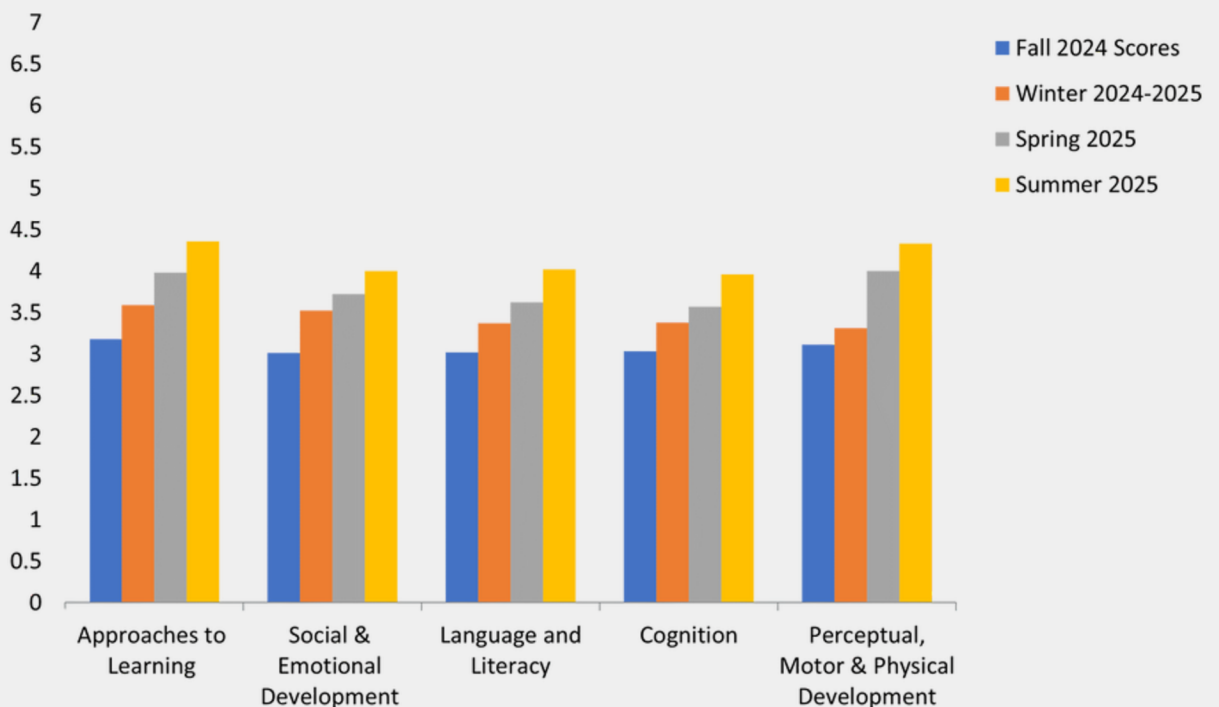




Outcomes - Head Start Preschool


Head Start Preschool has twelve center-based sites which consist of 17 classrooms - nine part-day, part-year; three full-day, full-year; one full-day, part-year; and four full-day, school-year. A total of 99 children successfully transitioned to Kindergarten at the end of the 2024-2025 school year.

To ensure smooth transitions to Kindergarten, Head Start provides families with local Kindergarten Round-Up dates as well as encourages them to continue their Child Development Goals throughout the summer. Staff provides strategies to help families meet the goals established. Other support includes helping families ensure they have the information necessary for school such as an official Birth Certificate and that the child's immunizations are up-to-date. If Head Start staff are available, they may meet with the Kindergarten teacher and school nurse to help the transition as well. If no Kindergarten Round-Ups are available, Head Start staff may offer to go with the child and family to visit the Kindergarten program prior to the last day of Head Start to ensure a seamless transition.





Observation Tools



TPITOS - Teaching Pyramid Infant Toddler Observation Scale (0-3 years)

TPOT - Teaching Pyramid Observation Tool (3-5 years)

The TPITOS and TPOT observation tools measure the fidelity of the Pyramid Model Framework in our classrooms and are conducted by a trained observer. They measure how teachers implement practices targeting social, emotional, and behavioral development and individualized supports to promote positive outcomes for young children. The TPITOS and TPOT assessments are used for professional development, coaching, and program data.

TPITOS Summary Fall/Spring, 24-25

Five 0-3 years classrooms had TPITOS's completed in the Fall of 2024 and Spring of 2025. There are 13 subscales called "Key Practices" that are assessed. Each "Key Practice" varies in the number of items under it. There are also 11 "Red Flag" items that are assessed in each classroom. Below is a summary of the Fall and Spring TPITOS results. Red Flag observations provide an opportunity for coaching to prioritize positive outcomes.

Red Flags

Fall - there was one "Red Flag" identified

Spring - there were zero "Red Flags" identified

Key Practices

Fidelity is measured at 70% with no "Red Flags."

The total average of all "Key Practices" assessed in the Fall is **70.6%**.

The total average of all "Key Practices" assessed in the Spring is **85%**.



TPOT Summary Spring 2025

Twelve sites, 3-5 years, had TPOT's completed in Spring of 2025. There are 14 subscales called "Key Practices" that are assessed. Each "Key Practices" varies in the number of items under it. There are also 17 "Red Flags" items that are assessed in each classroom.



Red Flags

Spring - there were three "Red Flags" identified



Observed Challenging Behavior

There were two classrooms that had challenging behavior observed during their TPOT. Both implemented developmentally appropriate strategies in response to the challenging behavior by stating expected behavior in positive terms or by providing acceptable alternative behavior.



Key Practices

The total average for "Key Practices" is **72%** for all centers, with the highest score being **96%** and the lowest **39%**.

Serving Children with Disabilities

Young children vary in their skills, knowledge, backgrounds, and abilities. Effective teaching requires individualized teaching and chances to learn for all children to access, participate, and thrive in early learning settings. Individualizing for children who need more support helps ensure effective teaching for children with disabilities and other special needs across all the Head Start Early Learning Outcomes Framework domains. Using children’s Individualized Family Service Plan (IFSP) and Individualized Education Program (IEP) goals is part of effective teaching, individualizing, and creating environments to support children’s positive outcomes.

HS Preschool Disabilities 58 total

Speech/Language
19

Autism
7

Developmental Delays
29

Health Impairment
2

Hearing Impairment
1

EHS Disabilities 6 total

Developmental Delays
6





Health Services

Head Start provides high-quality **health, oral health, mental health,** and nutrition services that are developmentally, culturally, and linguistically appropriate to support each child’s growth and school readiness. Health, dental, vision, and hearing exams are required for each child in the program. These health “mandates” are conducted within the first 45 to 90 days of the child attending the program. Meeting health mandates is a vital part of ensuring every child enrolled in Head Start receives the best start in life. In accordance with the Head Start Program Performance Standards (HSPPS), we do this by supporting children’s ongoing health and developmental needs by ensuring timely screenings, preventive care, and necessary follow-up services.



These requirements are more than compliance measures, they help us identify potential concerns early, connect families with medical and dental providers, and promote lifelong healthy habits. When children are healthy, they are better able to learn, grow, and thrive in the classroom and beyond.

By staff, families, and community partners working together, we can meet health mandates on time, strengthen family engagement in health practices, and ensure that every child is ready for school success.

To help ensure high-quality services are provided, our program has established a Health and Mental Health Services Advisory Committee that includes Head Start parents, professionals, and other volunteers from the community.

2024-2025 program year mandate information can be found below.



Head Start Preschool



138



172



215



224



Early Head Start



36



16



52



57

Head Start Preschool Budget

Total funds received for Head Start Preschool for the 2024-2025 budget year were \$3,738,044. This included \$3,510,807 of federal grant funding and \$154,887 of USDA funding. *In-kind donations totaled \$1,512,411.

2024-2025 Head Start Preschool Proposed vs. Actual Budget

	Proposed	Actual
Personnel	\$2,120,355	\$2,103,699
Fringe Benefits	\$460,853	\$467,538
Indirect Costs	\$490,430	\$488,535
Travel	\$2,387	\$554
Supplies	\$92,446	\$96,934
Equipment	\$0	\$0
Contractual	\$35,079	\$27,704
Other	\$270,875	\$287,461
Training	\$38,382	\$38,382
Total	\$3,510,807	\$3,510,807
In-Kind	\$855,665	\$1,512,411
*In-Kind is the value of donated goods and services, including volunteer hours		
Total	\$4,366,472	\$5,023,218



Early Head Start Budget

Total funds received for Early Head Start for the 2024-2025 budget year were \$1,288,148. This included \$1,221,515 of federal grant funding and \$48,825 of USDA funding. *In-kind donations totaled \$501,240 .

2024-2025 Early Head Start Proposed vs. Actual Budget

	Proposed	Actual
Personnel	\$763,330	\$696,254
Fringe Benefits	\$169,696	\$153,745
Indirect Costs	\$177,275	\$161,500
Travel	\$1,466	\$949
Supplies	\$9,653	\$99,428
Equipment	\$0	\$0
Contractual	\$4,556	\$4,727
Other	\$79,538	\$88,911
Training	\$16,001	\$16,001
Total	\$1,221,515	\$1,221,515
In-Kind	\$300,563	\$501,240
*In-Kind is the value of donated goods and services, including volunteer hours		
Total	\$1,522,078	\$1,722,755





*Helping People.
Changing Lives.
Making Communities a Better Place to Live.*

Community Action Partnership of Mid-Nebraska Head Start proudly serves 8 counties in Nebraska.

Head Start Center-Based Sites

- Cozad - Full-Day, School-Year
- Holdrege - Full-Day, School-Year
- Kearney Blue - Part-Day, Part-Year
- Kearney Purple - Full-Day, Full-Year
- Kearney Red - Part-Day, Part-Year
- Kearney Teal - Full-Day, School-Year
- Lexington - Full-Day, School-Year
- McCook - Full-Day, Part-Year
- Minden - Full-Day, School-Year
- North Platte - Full-Day, Part-Year
- North Platte - Part-Day, Part-Year
- Ogallala - Full-Day, School-Year

Head Start Home-Based Sites

- Dawson County
 - Furnas County
- 

Early Head Start Center-Based Sites

- Kearney
- Blue I & II
- Green I & II
- Red
- Yellow I & II
- North Platte**



Contact us at:

Head Start Central Office
114 E 11th Street
Kearney, NE 68847
308-865-5690
www.communityactionmidne.com/head-start/

Community Action Administrative Office
16 W 11th St.
Kearney, NE 68847
308-865-5675
mnca@mnca.net
www.communityactionmidne.com